

PWA App Install - iOS & Android

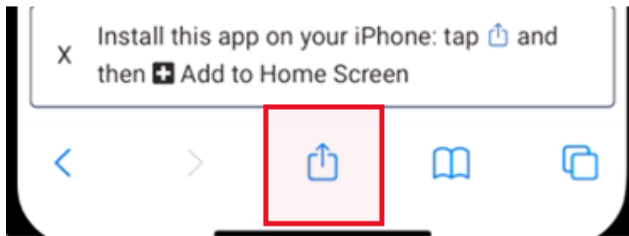
Last updated by | James Mitchell | Dec 17, 2021 at 1:13 PM EST

iOS Devices

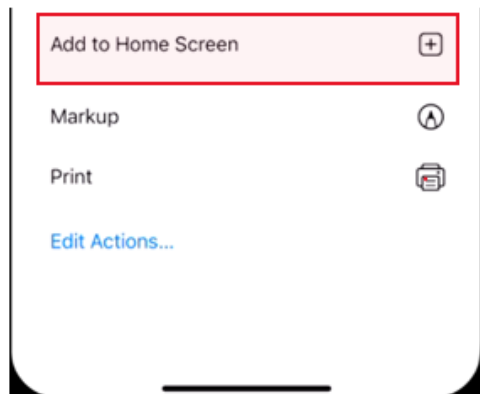
Currently apps are only supported on Safari for iOS devices, if you wish to add the app to your home screen you will need to utilize the Safari browser to do so.

Safari:

1. Navigate to the site
2. Click the settings button on the Safari browser



3. Select "Add to Home Screen"



4. Select "Add" on the home page prompt



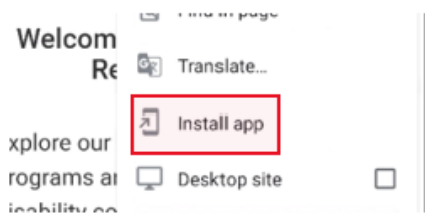
5. Verify the app was added to your device home screen

Android Devices

PWA apps are supported on Chrome and Firefox for Android devices

Chrome:

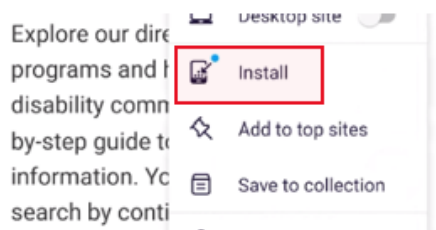
1. Navigate to the site
2. Click the "Add to Home Screen" prompt or select the settings button
3. Select "Install App" from settings menu



4. Select "Install" on prompt
5. Verify the app was added to your device home screen

Firefox:

1. Navigate to the site
2. Click the "Add to Home Screen" prompt or select the settings button
3. Select "Install" from settings menu



4. Select "Add" on the Add to Home Screen prompt
5. Verify the app was added to your device home screen